






# Downs Way School Marking Policy

## Introduction and general issues

1. All work in books must be marked.
2. Marking should be consistent and linked to current learning objectives for groups and individuals.
3. Where possible, marking should be done with the child present. Common issues may be addressed in the plenary session and in the focus groups. Children should write 'I' (independent), 'S' (support given) or 'P' (partner) on their work and mark with a dot in green (I can do it), orange (I need a bit more help/practise) or red (I'm not sure). Teachers to write *MWC* (marked with child) or *VF* (verbal feedback) to show that any marking has been discussed with the child.
4. Use consistent symbols - large 'C' around a letter that should be a capital, and a box where a full stop has been omitted.
5. A child's work should be valued and should not be obliterated. Whenever possible, constructive comments should be written about a child's work. Using **green** pen - for 'Growth' (next steps).
6. Encourage children to consider the presentation of their work.
7. Correct work should be acknowledged. Using **pink** pen - for 'Tickled pink' (achieved/praise)
8. Record the level of independence on the work.

## Rewards and encouragement

1. Teachers select their own awards in the form of stickers, stars, stamps, tickets etc.
2. Children who have done well will be praised in Good Work Assembly.
3. Children who have worked or achieved particularly well may be sent to the Headteacher for further encouragement.

Key:	 I can do it!  I need a bit more help/practise  I'm not sure	I Independent S Support - adult P Partner	 Capital letter missing  Full stop missing	<b>Pink</b> Tickled pink (achieved/praise)  <b>Green</b> Growth (next steps)
------	---	---	---	--